



ACCREDITED BY
HLC
(Higher Learning Commission)

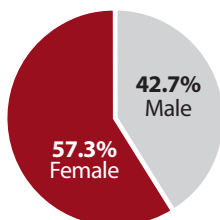
STUDENTS

2024-25 Fast Facts

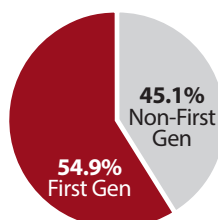
The Community College of Aurora (CCA) is a two-year public, open access institution in Aurora, Colorado and is one of 13 community colleges in the Colorado Community College System. The school of choice for 12,277 students representing over 60 countries, CCA's service area includes nearly 690,000 residents in Arapahoe, Adams, and Denver counties, and its student population reflects the broad diversity of this area. The college offers 79 degrees and certificate programs for students seeking to enhance their current skill set, pursue employment, or transfer to a four-year college or university upon graduation.

12,277 COLLEGE LEARNERS

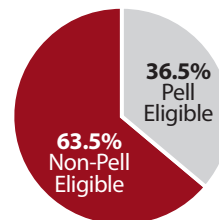
GENDER



FIRST GEN STATUS



PELL-ELIGIBLE STATUS



AVERAGE AGE **26**

FULL-TIME **25%**

PART-TIME **75%**

4,804 COLLEGE LEARNERS
7,473 CONCURRENT ENROLLMENT LEARNERS

Pell-eligible status, average age, and full-time/part-time statistics are based on non-concurrent enrollment students.

TUITION AND SCHOLARSHIPS

**Cost In-State Tuition and after Colorado Opportunity Fund*

COST OF 12-CREDIT HRS **\$537.30***

AVERAGE FINANCIAL AID AND SCHOLARSHIP **\$2082.30**

TOTAL GRANT/SCHOLARSHIP

\$919,841

8.8% of Students Receive
Scholarships/Grants/
Financial Aid Help


ACADEMICS

79 DEGREE AND CERTIFICATE PROGRAMS

14.2 AVERAGE CLASS SIZE

15:1 STUDENT TO INSTRUCTOR RATIO

INSTRUCTIONAL METHODS



STUDENT SUCCESS

1,172 GRADUATES IN AY2024-25

EARNING 1,289 DEGREES AND CERTIFICATES

TOP TRANSFER SCHOOLS

- Metropolitan State University of Denver
- University of Colorado - Denver
- Colorado State University
- University of Colorado - Boulder
- University of Northern Colorado

APPROXIMATELY 78%
OF FALL 2024 **STUDENTS**
RETAINED IN SPRING 2025 OR
GRADUATED BEFORE SPRING 2025

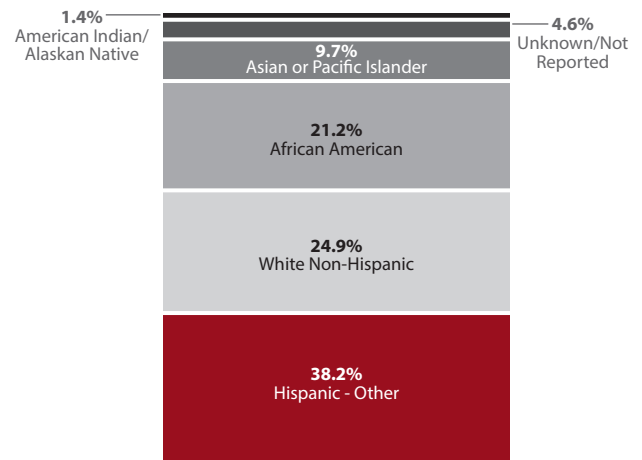
DIVERSITY, EQUITY AND INCLUSION

DESIGNATIONS

- Hispanic-Serving Institution
(Federal Level)
- Minority-Serving Institution
(Federal Level)
- First-Generation Serving Institution
(State Level)



RACE/ETHNICITY



EMPLOYEES

INSTRUCTIONAL STAFF **240**

STUDENT EMPLOYEES **108**

PROFESSIONAL STAFF **238**

